



# Elderly Care Homes in the UK



# In this report

- **Scope & Context of the Report**
- **Aggregated Country Statistics**
- **Regional Statistics**
- **Overview of largest Groups in the Market**

# The UK elderly care home market contains 16.814 homes totaling a market size of almost £17bn

## Context

The elderly care home market in the United Kingdom (UK) has been growing in recent years, driven by an **aging population** and **increased demand for long-term care services**. This market considers **care homes, residential homes and nursing homes**.

There are **16.814 homes** active in the UK, totaling a **market size of almost £17bn**. Most of these homes are **privately** owned and operated. The government provides funding for elderly care through the **National Health Service (NHS)** and **local authorities**.

The quality of care in care homes varies and there have been concerns about the standard of care provided in some homes. The **Care Quality Commission (CQC)** is responsible for inspecting and regulating care homes in England and publishes reports on the quality of care provided.

The **COVID-19 pandemic** has had a significant impact on the elderly care home market in the UK. Many care homes have been hit hard by the virus, with outbreaks leading to high numbers of deaths and disruption to care. The pandemic has also highlighted the need for better infection control measures and increased funding for the care home sector.

## Geographical coverage




# Statistics United Kingdom

There are 16.814 elderly care homes that account for 521.644 rooms

## Number of homes per region



## Aggregated country statistics\*



## Per company insights included in the database

- Name
- Type of Owner
- # rooms
- Address
- Region
- Group / Independent
- Care provided
- Rating and # reviews

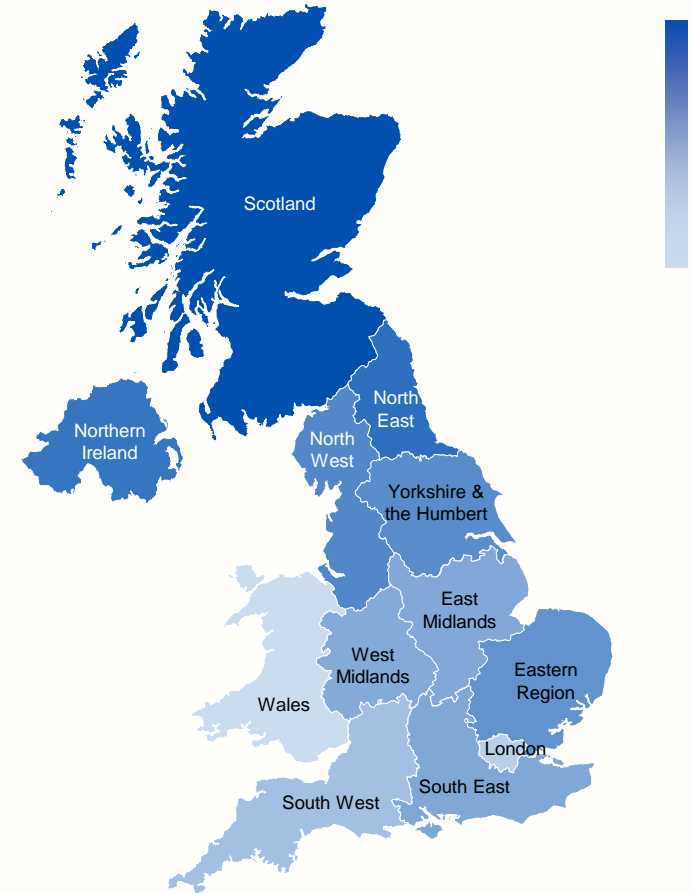
# UK Regional Statistics

The largest homes are in Scotland, with one of the highest weekly fees per bed

Average Weekly Fee per Bed by Region



Average Care Home Capacity by Region



Note: The dataset contains data as of 06/12/22

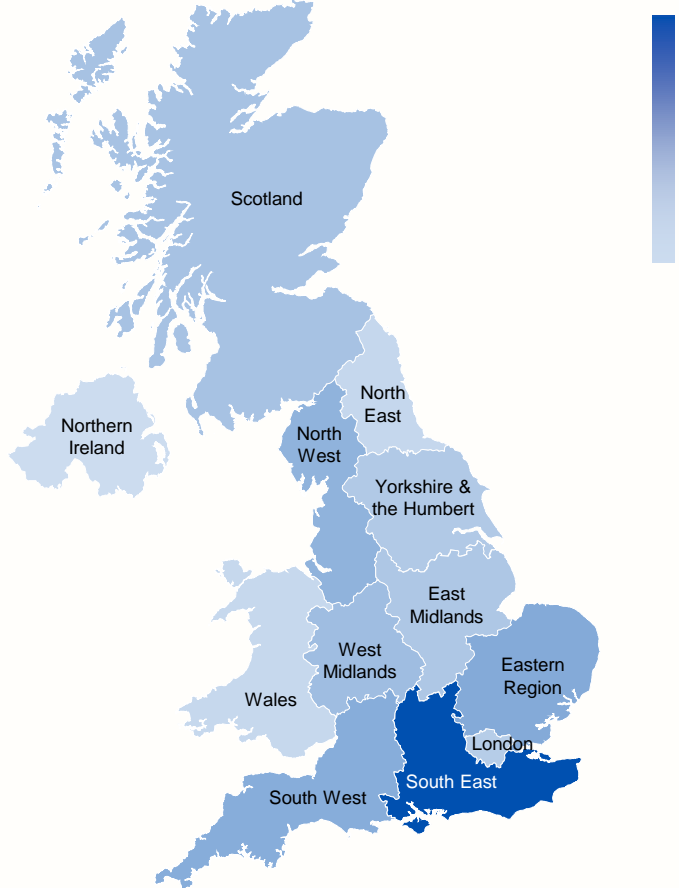
# UK Regional Statistics

The South-East of England represents the largest market share in the UK elderly care home market

Number of Inhabitants over 65 per Bed by Region



Total yearly Market Size\* by Region



Note: The dataset contains data as of 06/12/22  
 \*Market size = total capacity \* avg price/year \* avg occupancy rate

# HC-One is the leading operator in the UK Elderly Care Home Market

There are 619 groups in the UK of which 100 operate more than 10 care homes

## Market Definition and Segmentation

- Market : **United Kingdom**
- **Elderly Care Homes**
- Market Segmentation
  - **Independent**: only **1 home**
  - **Small**: between **2 – 10 homes**
  - **Medium**: between **11 – 50 homes**
  - **Large**: above **50 homes**

## 2022 Database\*

Category	Number Groups	Total Number of Homes	Avg Nbr of Homes
Large	18	1.725	96
Medium	82	1.578	19
Small	519	1.991	4
<b>Total Group</b>	<b>619</b>	<b>5.294</b>	<b>8,6</b>
<b>Independent</b>	11.521	11.521	1
<b>Total</b>	12.140	<b>16.815</b>	<b>1,4</b>

Top 10 Groups	# of homes
HC-One	282
Barchester Healthcare Ltd	233
Care UK Nursing	156
Anchor	125
Bupa Care Homes	119
...	97
...	89
...	82
...	67
...	64

# Descriptive statistics of the UK care home market dataset

The dataset offers information on 12 different parameters for 16.814 care homes

DESCRIPTION & COUNT OF ALL PARAMETERS		
Parameter	Description	Count
<b>Region</b>	Region that the elderly care home is active in. In the UK there are 12 regions in total, encompassing East of England, East- Midlands, London, North East England, North West England, Northern Ireland, Scotland, South East England, South West England, Wales, West Midlands and Yorkshire & The Humber.	16.814 (100%)
<b>Type of Owner</b>	This column displays by what type of owner the care home is owned. Possible ownership structures are: Private, National Health Service, Local Authority and Voluntary / Not for Profit.	16.814 (100%)
<b>Name</b>	The name of the elderly care home.	16.814 (100%)
<b>Address</b>	The address that the care home is located, displaying the street and number.	16.814 (100%)
<b>City</b>	City in which this address is located.	16.814 (100%)
<b>Postal Code</b>	Postal code of the city in which the elderly care home operates.	16.814 (100%)
<b>Group</b>	This column shows if the individual care home is part of a group that operates multiple care homes. If the cell is blank, the group is either unknown or the care home is independent.	5.377 (31,98%)
<b>Capacity</b>	In this column the capacity of each individual care home can be found. This value is expressed in the number of beds that the home has available.	16.758 (99,67%)
<b>Care Provided</b>	This column can be expanded so that for each possible care, the homes that provide that specific care can be selected.	16.814 (100%)
<b>Rating</b>	The rating that the home has received, as of a total of 100.	7.430 (44,19%)
<b>Reviews</b>	Number of reviews that have been given for the individual home.	8.930 (53,11%)
<b>Weekly Fee</b>	The starting weekly fee of the elderly care home.	3.366 (20,02%)



# Go to [www.askaldo.io](http://www.askaldo.io) and get your full dataset!

1

An icon representing a library of datasets, showing three vertical bars of varying heights with small squares on top, all in a teal color.

Library of datasets

2

An icon representing custom research, showing a magnifying glass with a teal handle and a teal circle around the lens containing a white line graph.

Custom research

ISSUE

Interested in the entire dataset with reported parameters of the 16.814 individual care homes?

You still miss some parameters but are interested in a dataset of care homes?

OFFERING

**Save resources** by avoiding time-intensive searches for data, deploying business analysts on the task and buy the dataset that is available on our website.

**Contact AskAldo via the contact form on our website** to get to know what is possible in order to obtain these extra parameters. We will try everything we can to get the dataset you want!