



Real Estate Agencies in the UK



In this report

- **Scope & Context of the Report**
- **Aggregated Country Statistics**
- **Regional Statistics**
- **Overview of largest Agencies in the Market**

Geographical scope and context of this report

Context

The real estate market in the UK has been relatively stable over the past few years. The **prices have been increasing, driven by population growth, low interest rates, and a shortage of supply**. However, there have been some regional variations, with **London and the south of England generally seeing higher price appreciation** compared to the rest of the country.

Besides the residential real estate market, the **commercial market** has also been active, with **demand for office space remaining strong in major cities** such as London and Manchester. The industrial and logistics sector has also seen significant growth, driven by the rise of online retail and e-commerce.

The UK's exit from the European Union (**Brexit**) has had some impact on the real estate market, with some buyers and sellers adopting a wait-and-see approach due to economic uncertainty.

Looking ahead, it is **expected that the market will continue to be driven by economic and demographic factors, such as population growth and employment rates**. Overall, the outlook for the UK real estate market is generally positive, although there may be some regional variations.

Geographical coverage



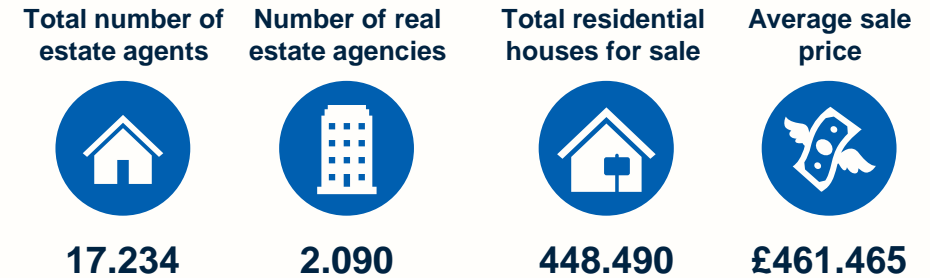
Statistics United Kingdom

There are 17.234 real estate agents that operate in the UK

Number of agents per region



Aggregated country statistics*



Per company insights included in the database

- Agency
- Name of Agent
- Address
- Region
- Phone number
- # of houses for sale
- # of houses to rent
- # of commercial for sale
- # of commercial to rent
- Average sale/rent price

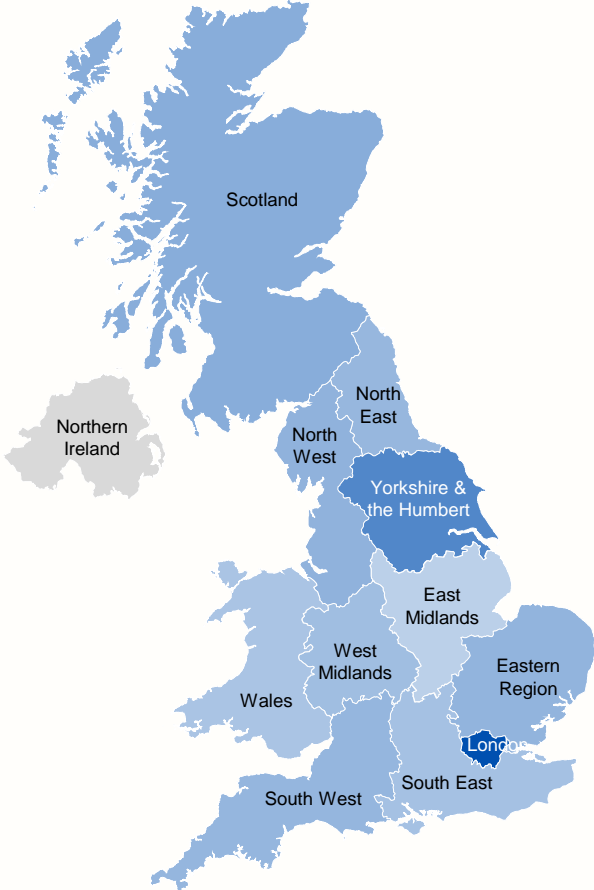
UK Regional Statistics

Region comparison of residential and commercial houses on sale

Residential houses on sale per region



Commercial houses on sale per region



Note: The dataset contains data as of 04/01/23

UK Regional Statistics

Region comparison of residential and commercial houses on sale

Average residential house price per region (in £)



Average commercial house price per region (in £)

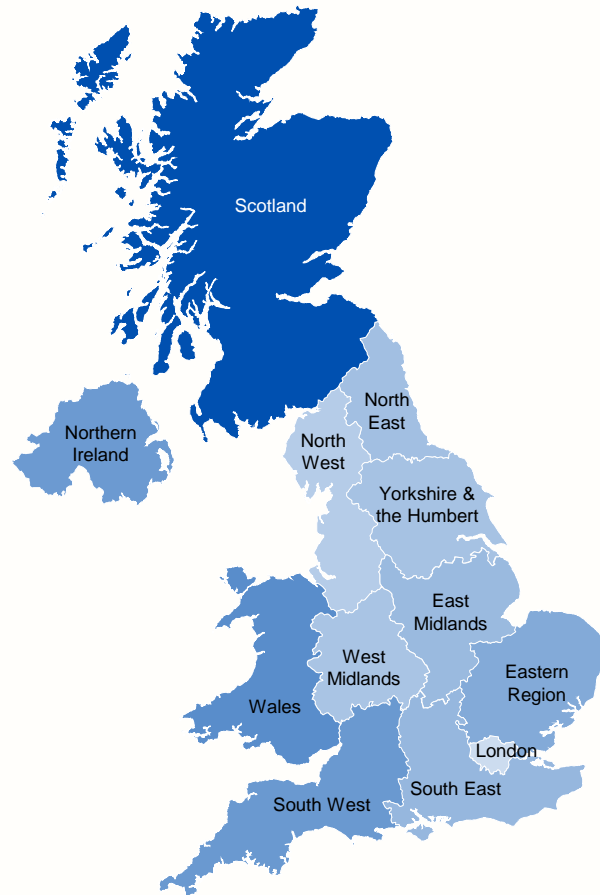


Note: The dataset contains data as of 04/01/23

UK Regional Demographics

Northern Ireland has the largest number of inhabitants per house on sale

Average price per population/km² by region



Inhabitants per house on sale by region



Note: The dataset contains data as of 04/01/23

Overview of real estate agencies in UK

There are **2.090** real estate agencies that operate more than **12.000** estate agents

Market Definition and Segmentation

- Market : **United Kingdom**
- **Real Estate Agencies**
- Market Segmentation
 - **Independent**: only **1** estate agent
 - **Small**: between **2 – 10** estate agents
 - **Medium**: between **11 – 50** estate agents
 - **Large**: above **50** estate agents

2023 Database*

Category	Number Agencies	Total Number of Estate Agents	Avg Nbr of Agents
Large	25	3615	144,6
Medium	124	2599	21
Small	1941	5848	3
Total Group	2090	12062	5,8
Independent	5172	5172	1
Total	7262	17234	1,4

Top 10 Groups	# of agents
Lettingweb	727
Savills	223
Marin & Co	204
Belvoir	194
Hamtons	176
...	164
...	163
...	157
...	147
...	144

Note: The dataset contains data as of 04/01/'23

Descriptive statistics of the UK real estate market dataset

The dataset offers information on 16 different parameters for 17.234 real estate agents

DESCRIPTION & COUNT OF ALL PARAMETERS		
Parameter	Description	Count
Agency	Name of the real estate agency. A real estate agency is a group of real estate agents or an individual agent.	17.234 (100%)
Agent Name	Name of the individual real estate agent.	17.234 (100%)
Address	The address that the real estate agent is located, displaying the street and number.	16.838 (97,70%)
City	City in which this address is located.	16.969 (98,46%)
Postal Code	Postal code of the city in which the real estate agent operates.	17.173 (99,65%)
Region	Region that the real estate agent is active in. In the UK there are 12 regions in total, encompassing East of England, East- Midlands, London, North East England, North West England, Northern Ireland, Scotland, South East England, South West England, Wales, West Midlands and Yorkshire & The Humber.	17.173 (100%)
Price Range	This column shows the price range of the listings that the real estate agent had on offer on 04/01/'23. This indicates the agent's price category. The different ranges are £ / ££ / £££ / ££££.	12.805 (74,30%)
# on sale / rent	This column displays the total number of both residential and commercial estates that the real estate agent had on offer on 04/01/'23. This indicates the agent's size. The possible ranges are <11 / 11-25 / 26-50 / >50.	17.234 (100%)
Residential For Sale	The number of residential houses that the agent had for sale on 04/01/'23.	11.144 (64,66%)
Residential Price (in £)	The average asking price of all the residential houses it had on sale, expressed in £.	11.144 (64,66%)
Residential To Rent	The number of residential houses that the agent had to rent on 04/01/'23.	8.161 (47,35%)
Residential Rent (in £/month)	The average asking price of all the residential houses it had to rent, expressed in £ per month.	8.160 (47,35%)
Commercial For Sale	The number of commercial houses that the agent had for sale on 04/01/'23.	541 (3,14%)
Commercial Price (in £)	The average asking price of all the commercial houses it had on sale, expressed in £.	541 (3,14%)
Commercial To Rent	The number of commercial houses that the agent had for sale on 04/01/'23.	583 (3,38%)
Commercial Rent (in £/year)	The average asking price of all the commercial houses it had on sale, expressed in £ per year.	583 (3,38%)